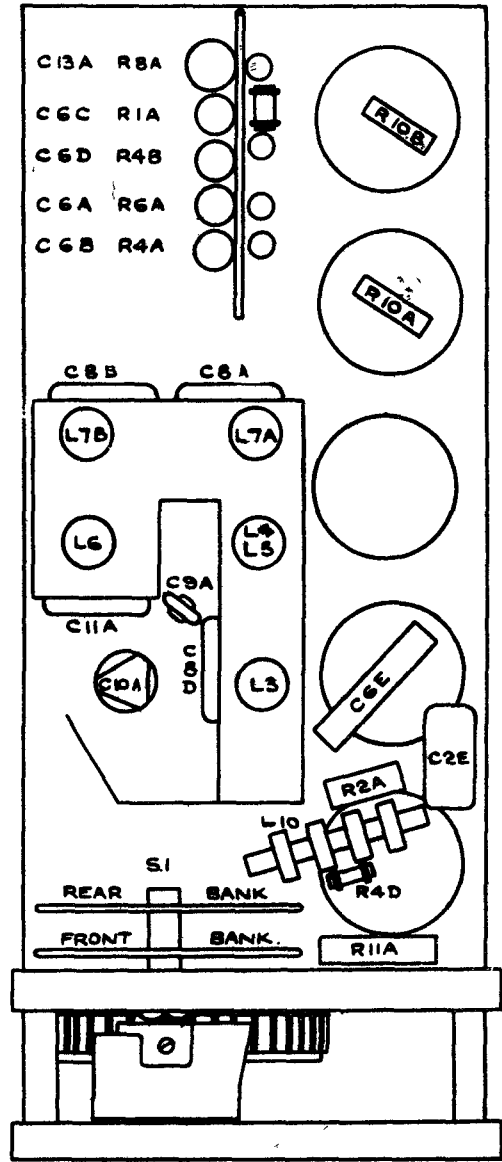
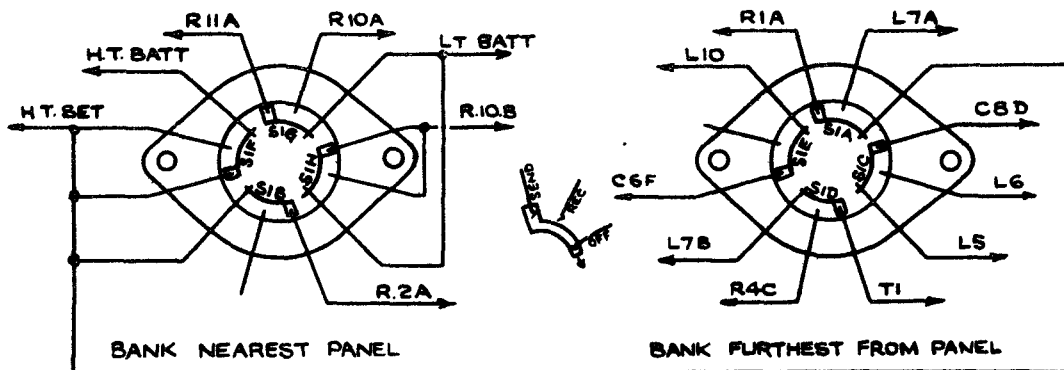


TOP CHASSIS VIEW



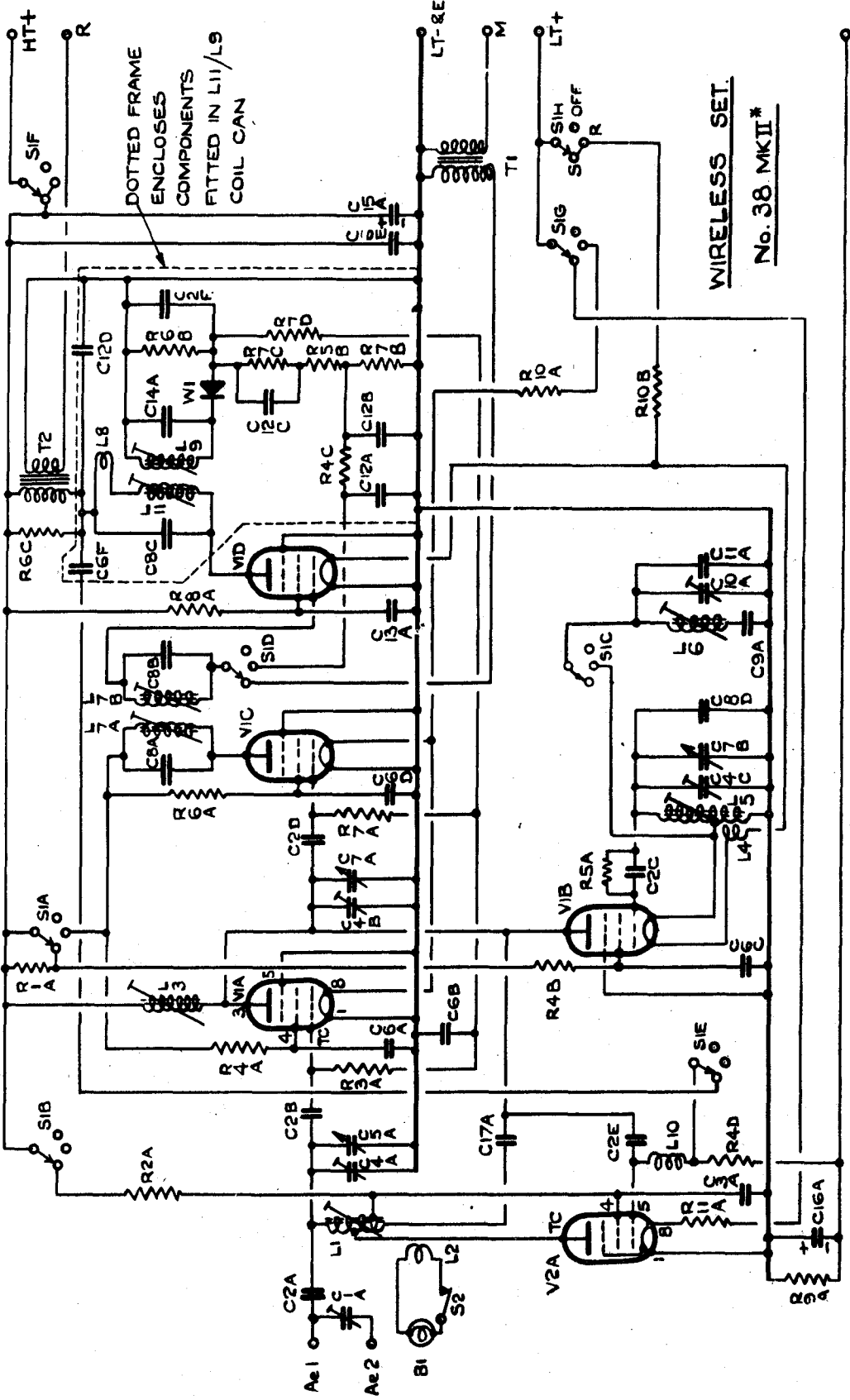
UNDER CHASSIS VIEW.



SEND/RECEIVE/OFF SWITCH, S1. REAR VIEW
CONTACTS SHOWN AT "SEND"

WIRELESS SET N^o 38.

- C1 5-40 pF
 - C2 100 pF
 - C3 .01 μF
 - C4 5-40 pF
 - C5 X 5-35 μF
 - C6 .01 μF
 - C7 * 5-50 pF
 - C8 45 pF
 - C9 680 pF
 - C10 3-12 pF
 - C11 16 pF
 - C12 200 pF
 - C13 0.1 μF
 - C14 175 pF
 - C15 4 μF
 - C16 25 μF
 - C17 4.5 pF
- * SECTIONS OF 3-GANG COND.
- V1 ARP 12
 - V2 ATP 4
 - R1 0.22 MΩ
 - R2 600 Ω
 - R3 1.0 MΩ
 - R4 0.1 MΩ
 - R5 50,000 Ω
 - R6 0.47 MΩ
 - R7 2.0 MΩ
 - R8 0.18 MΩ
 - R9 1,500 Ω
 - R10 5 Ω
 - R11 1.7 Ω
 - L1 6.3 μH
 - L2 2 TURNS 24 ENAMEL
 - L3 4.0 μH
 - L4 6 TURNS 36 DSC.
 - L5 16.0 μH
 - L6 9.5 μH
 - L7 5,000 μH
 - L8 30 TURNS 36 DSC
 - L9 1,700 μH
 - L10 1,250 μH
 - L11 5,000 μH WITH L8
 - W1 WESTECTOR W X 6



DOTTED FRAME
ENCLOSES
COMPONENTS
FITTED IN L11/L9
COIL CAN

WIRELESS SET.
No. 38 MK II*

